



INVESTICE DO ROZVOJE VZDĚLÁVÁNÍ

Autor: Iveta Motyčková

Datum: 14. 2. 2012

Škola: Integrovaná ZŠ a MŠ Trnová, Trnová 222, okres Plzeň - sever

Šablona: IV/2 Inovace a zkvalitnění výuky směřující k rozvoji matematické gramotnosti žáků ZŠ

Vzdělávací oblast: Matematika a její aplikace

Číslo sady: 02

Název sady: Geometrie v rovině a prostoru




Číslo DUM: 02

Název DUM: Geometrické tvary I.



Anotace:

Rozlišování základních rovinných geometrických tvarů – čtverec, kruh, trojúhelník, obdélník


Určeno pro 1. ročník



GEOMETRICKÉ TVARY



Najdi stejné geometrické tvary





ČTVEREC



OBDÉLNÍK










TROJÚHELNÍK







KRUH



Vyber všechny kruhy




Vyber všechny čtverce



Vyber všechny obdélníky




Vyber všechny trojúhelníky



Roztříd' geometrické tvary

OBDÉLNÍK





KRUH




TROJÚHELNÍK

ČTVEREC

Pojmenuj geometrické tvary a sestav obrázek



Pojmenuj geometrické tvary a sestav obrázek



Autorem materiálu a všech jeho částí, není-li uvedeno jinak, je Iveta Motyčková.